



# GEPKA – Roskilde

## G-EPJ og Medicinering

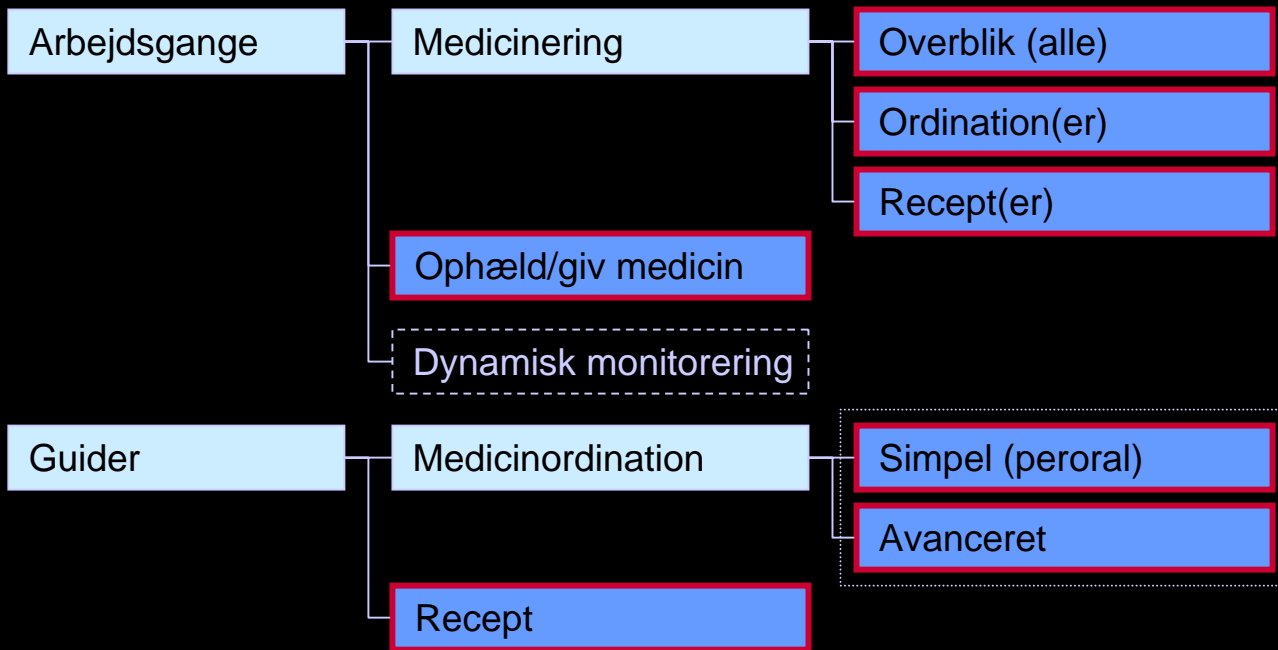
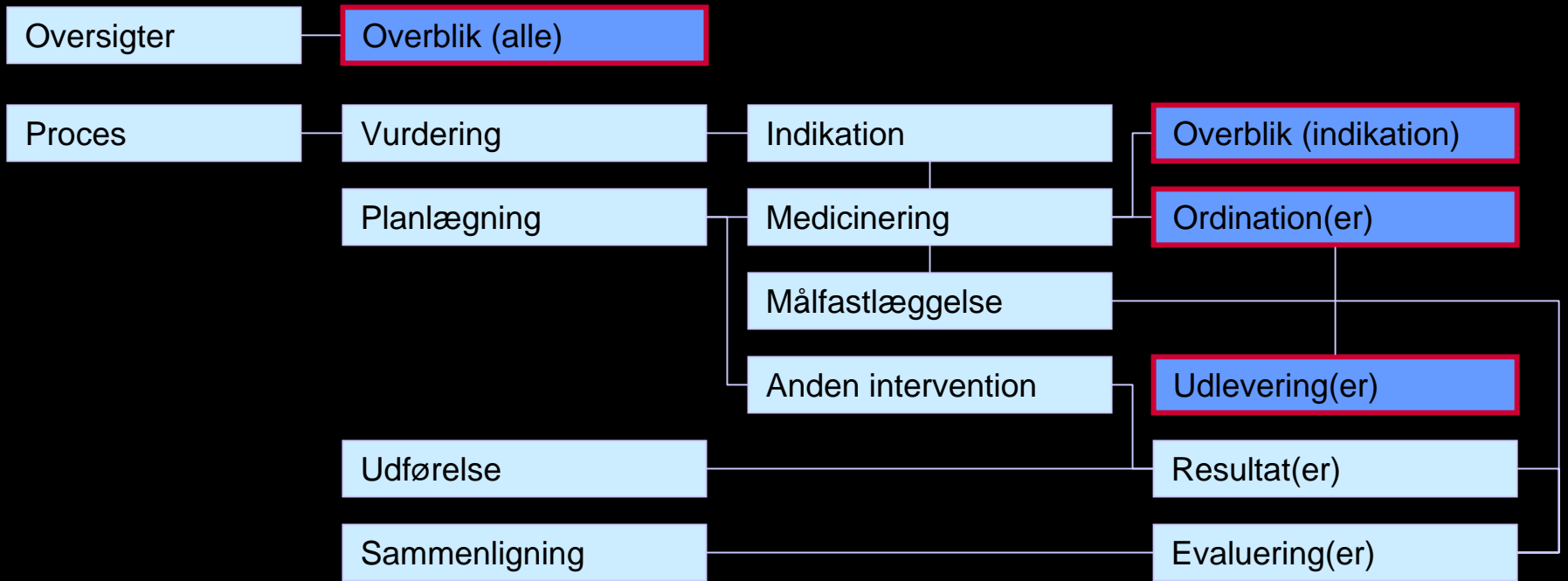
Demonstration af integration mellem  
G-EPJ-prototype og OPUS Medicinering



Niels Gundtoft, projektleder



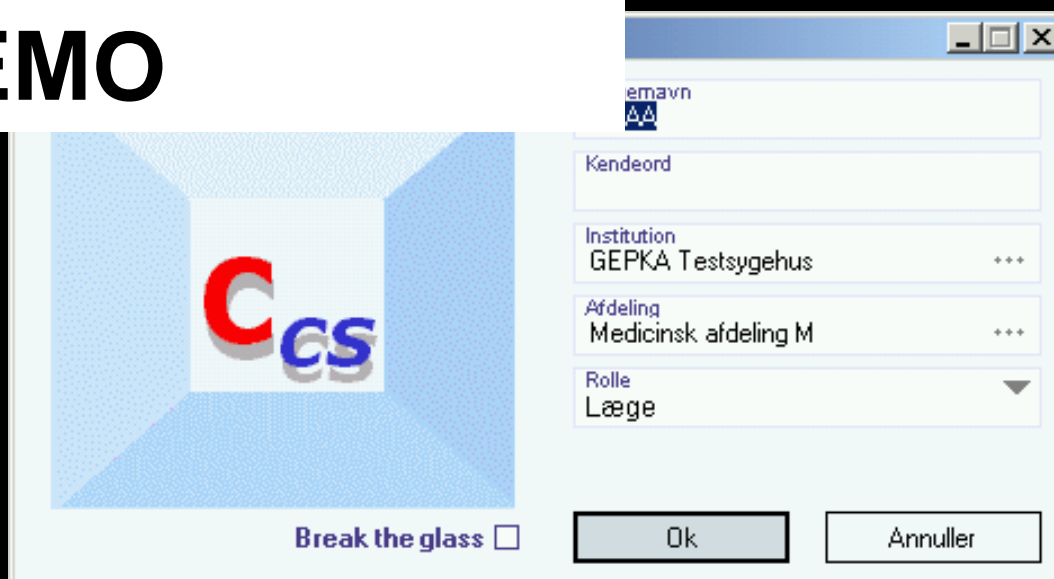
EXPERIENCE. RESULTS.



OPUS  
Medicinering

CCS  
Prototype

# DEMO



The screenshot shows a software window with a blue header bar. On the left, there is a large graphic of a broken glass pane with the CSC logo (a red 'C' and blue 'CS') inside. Below this graphic is a checkbox labeled "Break the glass". On the right, there is a form with the following fields:

- emavn (with a small icon)
- Kendeord
- Institution: GEPKA Testsygehus (with a dropdown arrow)
- Afdeling: Medicinsk afdeling M (with a dropdown arrow)
- Rolle: Læge (with a dropdown arrow)

At the bottom of the form are two buttons: "Ok" and "Annuller".

## Udfordringerne ...

- Hurtig registrering- hvor mange detaljer?
- Tværfaglig registrering
- Forretningsregler
- Strukturerede data – strukturerede processer?
- Overblik

### **LØSNINGEN:**

Brugervenlighed og automatik  
(det ordner leverandøren ...)

## Mulige løsninger

- Protokoller ↔ procedurebeskrivelser
- Vejledninger on-line
- Værdi for brugerne omgående ...



# Experience. Results.

